

# Wakayama City

Travel Guide Map



# Wakayama City Map



Check the leaflet to learn about potential disasters in Wakayama Prefecture.



In the event of a disaster requiring evacuation, head to the nearest evacuation site.

\*Open only in times of emergency



## Index

Wakayama City Map / Index	1	Along the Kishigawa Line,	
Access	2	Hanayama & Iwase	9
Wakayama Castle	3	Wakayama Marina City	11
Wakanoura (Wakaura, Kimiidera, Saikazaki)	5	Gourmet / Souvenirs / Enjoy	12
Kada, Tomogashima Islands	7	Annual Events	13

## Access

Find bus routes and timetables here.



Nankai WAKAYAMASHI Station	6 min. ride on a No. <b>4</b> / <b>5</b> / <b>30</b> bus	Wakayama Castle
	30-40 min. ride on a No. <b>4</b> / <b>30</b> bus	Wakaura or Saikazaki area
	40-60 min. ride on a No. <b>42</b> / <b>117</b> bus	Wakayama Marina City
	25 min. ride on the Nankai Kada Line	Kada area
JR Wakayama Station	7 min. ride from Bus platform 2 or 3 Any bus from stops No. 2 or 3 will take you to Wakayama Castle.	Wakayama Castle
	30-40 min. ride on a No. <b>24</b> / <b>30</b> bus	Wakaura or Saikazaki area
	35-50 min. ride on a No. <b>42</b> / <b>121</b> / <b>122</b> bus	Wakayama Marina City
	18 min. ride on the Wakayama Electric Railway, Kishigawa Line	Idakiso station

### Tourist Exchange Center

(Wakachika Hiroba in front of JR Wakayama station)

- Monday - Saturday 8:30-19:00  
Sunday and National holidays 8:30-17:15
- Dec.29-Jan.3
- Go out of the central exit of JR Wakayama station, and go down the stairs.
- 5-13-2 Misonocho, Wakayama City (in Wakachika Hiroba)
- +81-73-422-5831



### Wakayama City Tourist Information

(Wakayama Castle)


- 9:00-18:00
- Dec.29-Jan.3
- \*Until 17:00 from December to February
- A short walk from the SHIYAKUSHOMAE bus stop
- 7 minutes by bus from the JR Wakayama station
- 15-minute walk from the Nankai WAKAYAMASHI station
- 3 Ichibancho, Wakayama City
- +81-73-435-1184



### Wakayama City Tourist Information

(Civic Library)

- 9:00-21:00
- Dec.29-Jan.3
- Right outside the exit of Nankai WAKAYAMASHI Station
- Wakayama Civic Library, 1F
- 3 Higashikuramaecho, Wakayama City
- +81-73-432-0010



### Wakayama Bus One Day Pass

Adult 1,000yen  
Child 500yen



Purchase tickets at commuter pass counters in Nankai WAKAYAMASHI Station, JR Wakayama Station, or via smartphone.



### Wakayama Electric Railway Kishigawa Line One Day Ticket

Adult 800yen  
Child 400yen



They can be purchased at the Wakayama Bus Commuter Pass Sales Office at JR Wakayama Station and other locations.



### Wakachika Bicycle Rental

**Rental Fee**  
Regular-type bicycle 600yen/day  
Electric bicycle 1,200yen/day  
You can make a reservation in advance, too!

- Monday to Saturday 9:00-18:00  
Sunday, and National holidays 9:00-17:00
- Dec.29-Jan.3
- +81-73-422-5831
- To rent : Tourist Exchange Center (Wakachika Hiroba in front of JR Wakayama station)





# Wakayama Castle 和歌山城

Wakayama Castle was built in 1585 at the command of Toyotomi Hideyoshi, who would later unify Japan in the Warring States period. In 1619, Yorinobu—10th son of Tokugawa Ieyasu, founder of the Edo Shogunate that lasted over 260 years—became its lord. Today, it is celebrated as one of Japan's most esteemed castles, counted among the three with a linked keep design. The grounds boast about 450 cherry trees, making it a popular flower-viewing spot. From late March to early April, a cherry blossom festival lights up the night with paper lanterns, and seasonal illuminations brighten the castle year-round.

- A short walk from the Shiyakusho-mae or Wakayamajo-mae bus stop
- A 10-minute walk from Nankai Wakayamashi Station
- 3 Ichibancho, Wakayama City
- 073-435-1044

## Castle Tower

天守閣 ●MAP P4-1

Originally built over 400 years ago as a grand wooden structure, the castle tower burned down twice before being reconstructed in 1958 using steel-reinforced concrete. In times of crisis, it served as a fortified refuge for those inside the castle. Today, the tower houses a fascinating collection of Edo-period (1603-1867) weapons, armor, and treasured artifacts linked to the powerful Tokugawa family.

- OP 9:00-17:30 (last entry: 17:00)
- CL Dec 29 - 31
- Adults ¥410, children ¥200
- 073-422-8979



## Friendly Ninjas

忍者のおもてなし ●MAP P4-2

Ninjas will guide you through the castle, pose for photos, and make your visit even more unforgettable!

- OP 10:00-15:00
- CL Training on Mon. and Tue. (excl. holidays)
- Free



## Wakayama History Center

わかやま歴史館 ●MAP P4-3

Discover the rich history and culture of Wakayama Castle, along with the stories of its legendary figures and famous residents. Step back in time with an immersive VR experience that brings the late Edo-period castle interiors to life!

- OP 9:00-17:30 (last entry: 17:00)
- CL Dec 29 - 31
- Adults ¥100
- Children (of junior high school age or under) free



## Ohashi-Roka Bridge

御橋廊下 ●MAP P4-4

This wooden bridge—complete with walls and a roof—was built for discreet passage between the Ninomaru Bailey (the residential area) and the Nishinomaru Bailey (the cultural quarter). Only the feudal lord and his closest retainers were allowed to use it.

- OP 9:00-16:45
- CL Dec 29 - 31
- Free



## Momijidani Teien Garden

紅葉溪庭園(西之丸庭園) ●MAP P4-5

This unusual garden repurposes part of the castle moat as a pond and makes lavish use of Wakayama's signature "green stone." Today, it's renowned for its stunning autumn foliage, best enjoyed from late November to early December.

- OP 9:00-17:00 (last entry 16:45)
- CL Dec 29 - 31
- Free



## Koshon Teahouse 茶室紅松庵 ●MAP P4-5

This teahouse in Momijidani Garden was built in 1974 with a donation from Matsushita Konosuke, founder of Panasonic and a native of Wakayama City. Savor matcha tea accompanied by a traditional sweet (for a small fee).

- OP 9:00-16:30 (last entry: 16:00)
- CL Dec 29 - Jan 3
- 073-431-8648



## Ariyoshi Sawako Memorial Museum

有吉佐和子記念館 ●MAP P4-6

This facility faithfully reconstructs the Tokyo home where Sawako Ariyoshi, a celebrated author from Wakayama City, once wrote. Relocated to the banks of the Kinokawa River, whose crystal-blue waters she treasured, visitors can learn about her life and immerse themselves in her richly evocative inner world. Adjoining the residence is Café Lierre, where you can unwind with waffles, tea porridge, and a leisurely break.



- OP 9:00-17:00
- CL Wed (or next weekday if Wed is a holiday), Dec 30 - Jan 3
- Free
- A 5-minute walk from Nankai Wakayamashi Station
- 9 Denpobashi Minamino-cho, Wakayama City
- 073-488-9880

## Okayama Bell Tower

岡山の時鐘堂 ●MAP P4-7

The bell served to mark the time and signal emergencies.

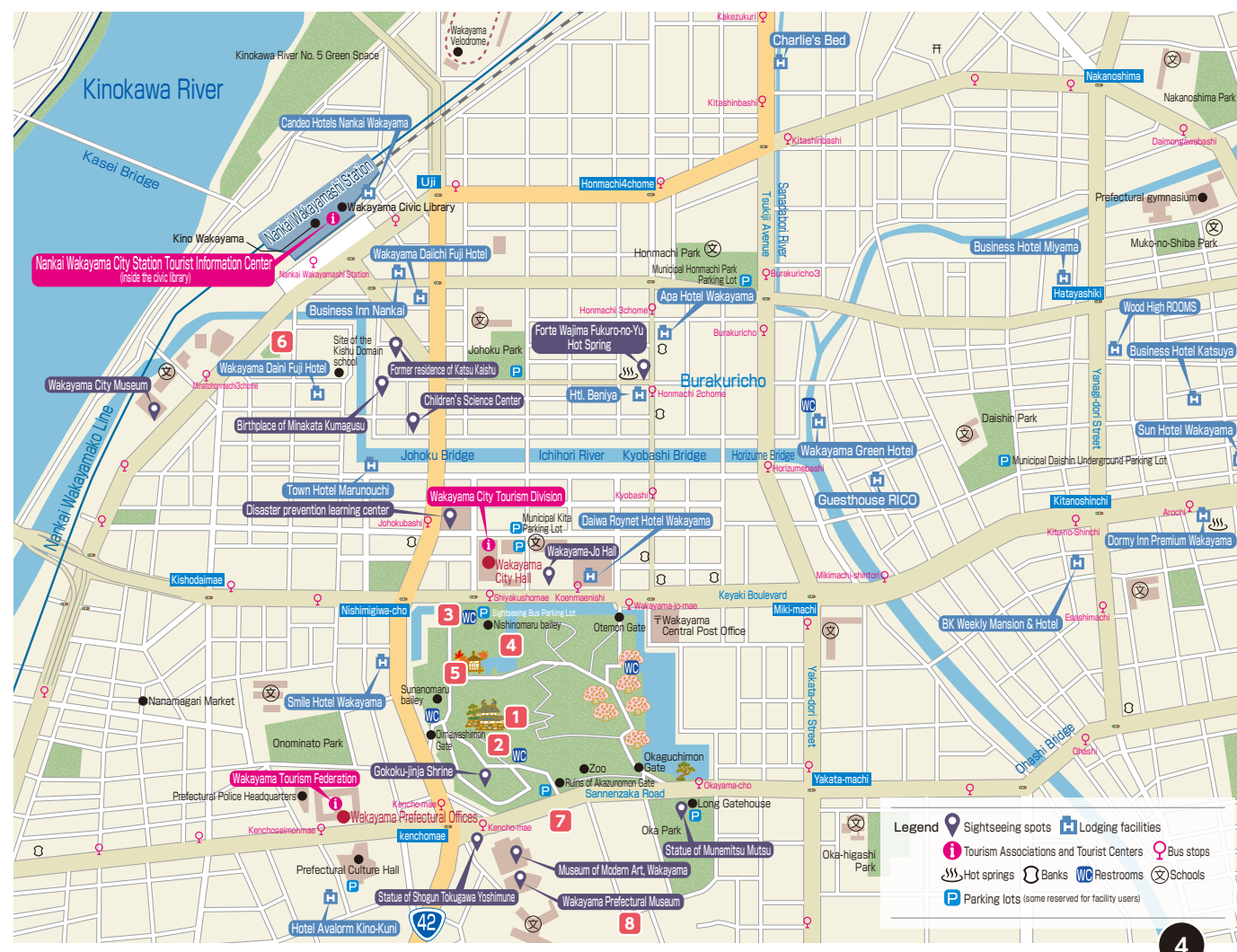


## Sasutahiko-jinja Shrine

刺田比古神社 ●MAP P4-8

Situated to the south of Wakayama Castle, this shrine is dedicated to the deity of good fortune.

- OP 6:30-19:00
- CL 2-9 Kataoka-cho, Wakayama City
- A 7-minute walk from the Kencho-mae bus stop
- 073-422-6576



Learn in detail about Wakayama Castle!

Access the official Wakayama Castle pamphlet.



# Wakanoura (Wakaura, Kimiidera, Saikazaki)

和歌の浦 (和歌浦、紀三井寺、雑賀崎)

Wakanoura, a revered place of waka poetry and Treasure House of Scenic Beauty

When the emperor visited Wakayama about 1,300 years ago, he was deeply moved by the scenery of Wakaura, and ordered its preservation forever. Its beauty has also inspired many waka—traditional poems that express rich emotions in few words—earning it a reputation as a sacred place of this important part of Japanese culture.

## Tamatsushima-jinja Shrine

玉津島神社 MAP P6-9

Set at the rocky base of the Tamatsushima tidal islands, overlooking a tidal flat, this shrine honors Sotoorihime, the goddess of waka poetry. Inspired by its sacred beauty, emperors and poets have come here to pay their respects and dedicate their own waka verses.



OP 9:00-16:00  
 1 A short walk from the Tamatsushima-jinjamae bus stop  
 2 3-4-26 Wakaura Naka, Wakayama City  
 3 073-444-0472

## Kishu Tosho-gu Shrine

紀州東照宮 MAP P6-11

Founded by Tokugawa Yorinobu, the first lord of the Kishu Domain, this shrine is richly adorned with carvings of falcons, tigers, and scenes from legends like the "Dragon Gate," where carp become dragons after climbing a waterfall. Climb the 108 stone steps of Samurai-zaka along the approach, and you'll be rewarded with a stunning view of Wakaura Bay.

OP 9:00-16:30  
 Fee: Adults ¥300  
 Students (elem. to St. high): ¥100  
 1 A short walk from Gongenmae bus stop  
 2 2-1-20 Wakaura Nishi, Wakayama City  
 3 073-444-0808



## Wakaura Tenmangu Shrine

和歌浦天満宮 MAP P6-10



Dedicated to Sugawara-no-Michizane, the god of scholarship, this shrine's vividly colored main hall stands proudly atop a stone staircase, dazzling inside and out.

OP 8:00-17:00  
 1 A 5-min. walk from the Gongenmae bus stop  
 2 2-1-24 Wakaura Nishi, Wakayama City  
 3 073-444-4769

## Kimiidera Temple

紀三井寺 MAP P6-12

Kimiidera Temple, the second stop on the Saigoku Kannon Pilgrimage, is named for its home in the ancient Kii Province and its three sacred springs. These springs are believed to have special powers—one to wash away sins (shojosui), one to bring good luck (kisshosui), and one to cure illness (yoryusui).

From the temple, you can also enjoy a magnificent view of Wakaura. The temple is also known as a good place for viewing early-blooming cherry blossoms.

OP 8:00-17:00  
 Fee: Adults ¥400, Children ¥200  
 1 A 10-min. walk from the Kimiidera bus stop  
 A 10-min. walk from the JR Kimiidera Station  
 2 1201 Kimiidera, Wakayama City  
 3 073-444-1002



## Yosuien Garden

養翠園 MAP P6-13

Built by Tokugawa Harutomi, the 10th lord of the Kishu Domain, Yosui-en Garden is a rare gem featuring a seawater-fed pond and stunning seasonal flowers. Inside, the Yosui-tei pavilion boasts a unique slanted corridor, with tatami mats and shoji screens cleverly designed in a diamond shape to match its angle.

OP 9:00-17:00  
 Fee: Adults (Jr. high & up) ¥600, children (elem. & below) ¥300  
 1 A 7-min. walk from the Yosuien bus stop  
 2 1164 Nishihama, Wakayama City  
 3 073-444-1430



## Bandoko Garden

番所庭園 MAP P6-14

In 1854, a battery and guard station were built at the tip of the cape in order to prevent intrusion by enemy warships. Today, the location is a beautiful park planted with over 400 pine trees. Surrounded by the sea on three sides, it also offers breath-taking scenery.

OP Apr - Aug: 8:30-17:30  
 Sep - Mar: 8:00-17:00  
 Fee: Adults ¥600, children ¥300  
 1 A 15-min. walk from the Saikazakiyuen bus stop  
 2 Banshonohana, Saikazaki, Wakayama City  
 3 073-444-6533





# Kada, Tomogashima Islands

加太、友ヶ島

## Tomogashima Islands

友ヶ島

Uninhabited islands rich in nature and history  
The Tomogashima Islands collectively refer to the islands of Okinoshima, Jinoshima, Torajima, and Kamijima. Okinoshima contains five batteries and ammunition depots that were used during World War II. Visitors can hike and camp on the island.

- C** Wednesdays and December 29 - January 3  
\*In January and February, operating only on weekends and holidays
- ¥** Round-trip fare: adults 2,500 yen, children 1,250 yen
- 🚶** A 20-minute walk from Kada Station on the Nankai Line to the Kada Port
- About a 20-minute ferry ride from Kada Port to the Nonaura Pier
- ☎** 073-459-0314 (Tomogashima Islands Visitor Information Center)  
073-459-1333 (Tomogashima Kisen Co., Ltd.)



2 No. 3 Battery Site: this was the main battery on the Tomogashima Islands. It is currently a popular spot for taking photos.

### Recommended hiking trails

- 1 Nonaura Pier **0.9** km | **20** min.
- 2 No. 3 Battery Site **1.0** km | **20** min.
- 3 Kosukematsu Coast **0.2** km | **10** min.
- 4 Tomogashima Islands Lighthouse & Meridian Square **0.3** km | **10** min.
- 5 No. 2 Battery Site **0.9** km | **20** min.



3 Kosukematsu Coast: This beautiful coast features pine trees that have been bent by the wind over time.



4 Tomogashima Islands Lighthouse: A chalk lighthouse that is still in operation today.



5 No. 2 Battery Site: The coastline and battery site are popular spots with visitors.

## Awashima-jinja Shrine

淡嶋神社 • MAP P8-15



The shrine is dedicated to a deity protecting women, and attracts women from across Japan to pray for health and safe childbirth. In addition, it is also renowned for the huge number of dolls that are donated to it from women nationwide. During the Hina Nagashi ritual held every year on March 3, these dolls and paper dolls are put in boats and drift out to sea.

**🕒** 9:00-17:00 **📍** 118 Kada, Wakayama City  
**🚶** A walk of about 20 minutes from Kada Station on the Nankai Line **☎** 073-459-0043

## Kada Kasuga-jinja Shrine

加太春日神社 • MAP P8-17




The building is a nationally designated important cultural property, and features magnificent and elaborate carvings of Ise lobsters and other things. The shrine is famous for its Ebimatsuri Festival, which is held every year in May.

**🕒** 9:30-16:30  
**🚶** A walk of about 12 minutes from Kada Station on the Nankai Line  
**📍** 1343 Kada, Wakayama City  
**☎** 073-459-0368

## Miyama Battery Site

深山砲台 • MAP P8-16



This battery was constructed around the same time as those on the Tomogashima Islands, and offer the same sort of enjoyment. A hiking trail will take you to a lookout point with a panoramic view of the islands, making it a perfect place to watch the sunset.

## Japan Heritage Site: Katsuragi Shugen

日本遺産 葛城修験

The Tomogashima Islands are the birthplace of the Katsuragi Shugen. Even today, it is an important spot for ascetic practices by many people.



**Take a ride on the Medetai Train to Kada!**  
The train operates between Wakayamashi Station and Kada Station on the Nankai Line. Enjoy space filled with a medetai (happy) atmosphere!



A school of Kada tai (sea bream) swim inside the train!

You'll feel as if you are underwater with many different marine creatures!

- Legend**
- Sightseeing spots
  - Lodging facilities
  - Tourism Association and information center
  - Bus stops
  - Hot springs
  - Banks
  - Restrooms
  - Schools
  - Parking lots (in some cases, for the exclusive use of people using the facilities)



# Along the Kishigawa Line, Hanayama & Iwase

貴志川線沿線、花山、岩橋

## Wakayama Electric Railway, Kishigawa Line

和歌山電鐵貴志川線

Wakayama Electric Railway's Kishigawa Line is home to a variety of unique and charming trains! Ride the Ichigo Train, themed after strawberries, the Tama Train, inspired by the beloved stationmaster cat, the Umeboshi Train, celebrating Nanko plums, or the Tama Museum Train, a tribute to the iconic calico cat stationmasters. Gaze out the train windows to take in Japan's picturesque rural scenery and enjoy a relaxing, unhurried ride. Yontama and Gotama, two cats dressed like station masters, are waiting to greet you at Idakiso Station.



DESIGNED BY EIJI MITOOKA + DON DESIGN ASSOCIATES

←Wakayama Electric Railway Website

## Shiki-no-Sato Park

道の駅四季の郷公園 ●MAP P10-21

Nestled in a peaceful rural landscape, this roadside station is one of the largest in the Kansai region, offering a refreshing escape where you can enjoy seasonal flowers and a slower pace of life. It features a restaurant, café, and the villa-style lodging Kanata-no-Sato, where guests can relax with a barbecue or unwind in a barrel sauna. The BBQ area also offers a chance to savor the flavors of Wakayama's finest local ingredients.



🕒 10:00-17:00 (9:00-17:00 on wkds. & hol.) 📍 479-1 Myooji, Wakayama City  
 🗓️ Dec 31 - Jan 2 📞 073-499-4370  
 🚶 About a 20-min. walk from Idakiso Station (Wakayama Electric Railway Line)

## Iwase-Senzuka Kofun Group Wakayama Kii-fudoki-no-oka Museum of Archaeology and Folklore

岩橋千塚古墳群 ●MAP P10-22  
和歌山県立紀伊風土記の丘

The Iwase-Senzuka Kofun Group features around 500 burial mounds from the 5th and 6th centuries, with some open to the public. As one of only three tumulus clusters in Japan designated as a special historical site, it holds immense archaeological significance. Visitors can explore excavated artifacts, reconstructed dwellings, and even try their hand at making haniwa clay figures and magatama beads, gaining a glimpse into life from thousands of years ago.



🕒 9:00-16:30 📍 About a 5-min. walk from the Kii-fudoki-no-oka bus stop  
 🗓️ Closed on Mon (or next day if Mon is a hol.) 📍 1411 Iwase, Wakayama City  
 🎫 Admission for permanent exhibition: ¥200 (general), ¥100 (uni. students) 📞 073-471-6123  
 \*Group rates available; extra fee for special exhibitions.

## Kiiji Route, Kumano Kodo Pilgrimage Routes

熊野古道 紀伊路 ●MAP P10-23

Explore ancient pilgrimage routes that have long guided travelers from Kyoto and Osaka to the three Grand Shrines of Kumano in the southern Kii Peninsula. Steeped in history, these paths are lined with cultural treasures, legendary tales, and breathtaking natural and cultural landscapes.



## Former Nakasuji Family Residence

旧中筋家住宅 ●MAP P10-24

Overlooking the Kumano Kodo, this grand estate was built in the late Edo period as the residence of the Ojoya—a government official representing the region. Along with the main house, several auxiliary buildings have been designated as National Important Cultural Properties.



🕒 9:00 - 16:30 (from Mar to Nov, open only on wkds. & hol.)  
 🎫 ¥100 (free for Sr. high students & below) \*Group rates available.  
 🚶 About a 30-min. walk along the Kumano Kodo from Hoshiya Station (JR Wakayama Line)  
 📍 148 Negi, Wakayama City  
 📞 073-465-3040

## Hop on the train and embark on a spiritual journey!

In Wakayama, there is a tradition of making pilgrimages to three sacred shrines. Among them, Hinokuma & Kunikaku-jingu Shrines, as well as Kamayama & Itakiso-jinja Shrines have drawn a large number of pilgrims for centuries.

## Hinokuma & Kunikakasu-jingu Shrines

日前神宮・國懸神宮 ●MAP P10-18

Revered for centuries, this grand shrine unites Hinokuma and Kunikakasu-jingu Shrines as one complex. It is known for bringing good relationships, blessing marriages, and ensuring household harmony and stability.

🕒 9:00-16:40  
 🚶 About a 1-min. walk from Nichizengu Station (Wakayama Electric Railway)  
 📍 365 Akizuki, Wakayama City  
 📞 073-471-3730



## Kamayama-jinja Shrine

竈山神社 ●MAP P10-19

This shrine honors Hikoitsuse, the elder brother of Japan's first emperor. Renowned for its naming traditions, it attracts many parents each year seeking guidance in choosing names for their newborns.

🕒 9:00-17:00  
 🚶 A 15-min. walk from Kamayama Station (Wakayama Electric Railway)  
 📍 438 Wada, Wakayama City  
 📞 073-471-1457



## Itakiso-jinja Shrine

伊太祁曾神社 ●MAP P10-20

This shrine honors Itakeru, the deity who planted trees across Japan. The shrine is known for its blessings of healing and protection. It is said that crawling through the hollow of the shrine's sacred tree can ward off misfortune.

🕒 9:00-17:00  
 🚶 About a 5-min. walk from Idakiso Station (Wakayama Electric Railway)  
 📍 558 Idakiso, Wakayama City  
 📞 073-478-0006



🕒 Open hours 🗓️ Closed 🎫 Entrance fee 📞 Tel 🚶 Access 📍 Address



# Wakayama Marina City

和歌山マリーナシティ

A compact resort island with hotels, hot springs, markets, and an amusement park

- ❗ Irregular closures \*varies by facility
- 📍 A short walk from the Marina City bus stop
- 🚌 A 35-min. bus ride from JR Wakayama Station
- 🚌 A 40-min. bus ride from Wakayamashi Station (Nankai Line)
- 📍 1527 Kemi, Wakayama City



# Gourmet Wakayama Cuisine

## Wakayama Ramen 和歌山ラーメン

Wakayama's famous ramen, known as chuka soba, features a rich pork bone and soy sauce broth. Each shop has its own unique twist—discover your favorite bowl!



Access the Wakayama Ramen Guide Map here

## Shirasu Donburi しらす丼

Raw and scalded whitebait are beloved local specialties, tempting the appetite with their delicate whiteness and fresh flavor. Whitebait in autumn is especially firm and bursting with fresh flavor.



## Green Tiger Prawn アジアカエビ

These prawns have a soft and pliant texture and sweet taste. They are the best type of prawn for sashimi, deep-frying, and other ways of serving prawn.



## Kada Red Sea Bream 加太の真鯛

Enjoy freshly caught sea bream in a variety of dishes, from sashimi and salt-grilled to hearty hot pots.



## Wakayama Ginger Ale 和歌山ジンジャーエール

Wakayama boasts among the largest production of ginger nationwide. This beverage is made of 100% fresh ginger grown in Wakayama. It has an invigorating and refreshing taste.



## Wakaura Biscuits 和歌浦せんべい

These egg biscuits are crisp, light, and delicately sweet with a rich aroma. Each biscuit is stamped with Wakaura's famous tourist spots.



## Green Soft-Serve グリーンソフト

With a refreshing finish and subtle sweetness, this was the world's first matcha soft-serve and remains a beloved local favorite. Enjoy the soft-serve version at Green Corner shops across the city.



## Kuroshio Market 黒潮市場

MAP P11-25

Experience the thrill of a live tuna carving show held daily! Then, enjoy a BBQ with fresh seafood from the market, and take home Wakayama's specialties like plum wine, pickled plums, soy sauce, and dried fish as souvenirs.

- 🕒 10:00-17:00 \*Varies by season
- 🍖 Barbecue area: 11:00-17:00
- 🐟 Tuna Carving Show: 12:30, 15:00 (also at 11:00 on wks. & hol.)
- ☎ 073-448-0008



## Porto Europa ポルトヨーロッパ

MAP P11-26

This European-themed amusement park is filled with charming architecture and countless photo-worthy spots!

- 🕒 10:00-17:00
- \*Varies by season
- 🎫 Free entry \*Attractions require a fee
- ☎ 0570-064-358

## Kishu Kuroshio Onsen 紀州黒潮温泉

MAP P11-27

Relax in a stunning hot spring with breathtaking views of the endless horizon. Enjoy a bedrock sauna and a seaside-view sauna for the ultimate retreat.

- 🕒 11:00-23:00 (last entry: 22:00)
- 🎫 Admission: Adults (Jr. high & up) weekday ¥1,100, Wknds & Hol. ¥1,200
- Children (3 & up) ¥600
- ☎ 073-448-1126



# Souvenirs Wakayama Souvenirs

The Souvenir Center offers a wide selection of treats, from sweets and ramen to Kishu Nanko plums and local crafts. Take home a piece of your journey!

1F, Wakayama History Center

MAP P4-3



- 🕒 Open hours
- 🔒 Closed
- 🎫 Entrance fee
- ☎ Tel
- ♿ Access
- 📍 Address

# Enjoy Wakayama Activities & Experiences

In Wakayama City, you can enjoy a variety of experiences, from dressing in period costumes and copying sutras to fishing and cycling!



# Festivals

## Hina Nagashi Ritual

雛流し ●MAP P8-15

Hina dolls from all over Japan and paper images on which wishes are written are put in three plain wooden boats that drift out to sea after being blessed by a Shinto priest.

📅March 3 📍Awashima Shrine




## KEYAKI Light Parade

けやきライトパレード ●MAP P4

Keyaki Boulevard is illuminated for about two kilometers westward from the front of JR Wakayama Station.

📅From late November to late February 📍Keyaki Boulevard



## Wakamatsuri Festival

和歌祭 ●MAP P6-11

The highlight of this festival, which began in 1622, is the mikoshi-oroshi parade. In it, more than 100 youths climb down a stone staircase while carrying a mikoshi (portable shrine) weighing about one ton on their shoulders. Wearing colorful costumes, the participants walk through the streets of Wakaura with the mikoshi.

📅May 📍Vicinity of Kishu Toshu-gu Shrine



## “Bundara Bushi” Kishu dance

紀州おどり「ぶんだら節」 ●MAP P4

This Kishu dance, which began in 1969, is part of a traditional festival that attracts many visitors every year. Besides watching the dancing in the street, which is the festival's highlight, people can also have fun visiting stalls and doing many other things.

📅Early August  
📍Keyaki Boulevard



## Ebimatsuri Festival

えび祭り ●MAP P8-17

From olden times, the fishing port of Kada has been known for its big catches of Ise lobster. In this annual festival, lobsters are offered to the god at the shrine.

The highlight is the mikoshi (portable shrine) parade, which is headed by demonstrations of taiko drumming, followed by lion dancing, a halberd-wielding performance, and other attractions at otabisho (the places where the mikoshi are lodged). The parade winds its way through the streets of Kada

📅The third Saturday in May (Every other year)  
📍Kada Kasuga Shrine



# Garden

## Wakayama Castle

和歌山城 ●MAP P4



Cherry Blossom (late Mar. - early Apr.)



Azalea (mid Apr. - early May)



Hydrangea (mid June - mid July)

## Yosuien Garden (P5.6)

養翠園 ●MAP P6-13



Rabbit Ear Iris (early May - mid May)

## Kimiidera Temple

紀三井寺 ●MAP P6-12



Cherry Blossom (late Mar. - early Apr.)

## Shinrin Park

森林公園

📍About 2 kilometers north from the Hinoguchi bus stop  
📍600-1 Miyama, Wakayama City  
📞073-435-1049



Hydrangea (early June - mid June)

## Shiki-no-sato Park

道の駅四季の郷公園 ●MAP P10-21



Azalea (early Apr. - early May)



Wisteria flower (mid Apr. - early May)

# Beach

●MAP P1

## Kataonami Beach

片男波海水浴場

This is one of Japan's top 100 bathing beaches chosen by the Ministry of the Environment for their particularly clean water. It is a beautiful artificial beach with a total length of about 1,200 meters.

📅From early July to late August  
📍A walk of 10 minutes from the Furobashi bus stop



## Isonoura Beach

磯の浦海水浴場

This is one of the few natural white-sand beaches in Japan, and has a shallow depth for a long distance. It is also one of the best spots for surfing in the Kansai region, and the closest to Osaka.

📅From early July to late August  
\*During the swimming season, the surfing points and bathing beach are separated from each other.  
📍A short walk from Isonoura Station on the Nankai Line



## Kada Beach

加太海水浴場

📅From early July to late August  
📍A walk of 15 minutes from Kada Station on the Nankai Line



## Namihaya Beach

浪早ビーチ

📅From early July to late August  
📍A walk of about 10 minutes from the Tanouraguchi bus stop



## Hamanomiya Beach

浜の宮ビーチ

📅From early July to late August  
📍A walk of 15 minutes from the Marina guchi bus stop



# Hot Springs

Besides soaking in the spa, enjoy a luxurious, soothing visit that could only be had here, with lovely scenes of the sea and sunset. The facilities have different types of famous baths. In addition to the open-air bath with a spectacular view, they include a bath for beautiful skin and a carbonic acid hot spring for healing.

## Osakaya Hiina no Yu

大阪屋ひいな湯 ●MAP P8

📍142 Kada, Wakayama City  
📞073-459-1151



## Hana no Yu, Kimiidera Onsen

紀三井寺温泉 花の湯 ●MAP P6

📍673 Kimiidera, Wakayama City  
📞073-444-1004



You can pick mandarin oranges from early October to mid-December!

## Tenku no Yu, Kishu-Kada, Kyukamura Hotels

休暇村紀州加太 紀州加太 天空の湯 ●MAP P8

📍483 Miyama, Wakayama City  
📞073-459-0321



## Yakushi-no-Yu, Hanayama Onsen

花山温泉 薬師の湯 ●MAP P10


📍574 Narukami, Wakayama City  
📞073-471-3277



## ISARIBI-NO-YADO Seaside KANCHO

漁火の宿 シーサイド観潮 ●MAP P6

📍82 Tano, Wakayama City  
📞073-444-0111



## Manyo-no-Yu, MANPA RESORT

萬波 萬葉の湯 ●MAP P6

📍2-10 Shinwakaura, Wakayama City  
📞073-444-1161



# Access to Wakayama City



To Tokyo  
1 hour 20 min.

Wakayama City



- Shinkansen
- JR Line
- Nankai Electric Railway
- Wakayama Electric Railway
- Kansai Airport Limousine Bus
- National Road
- Expressway

Published by : Wakayama City Tourism Division  
 23 Shichibancho, Wakayama City, Wakayama Prefecture 640-8511  
 Tel. +81-73-435-1234  
 Fax. +81-73-435-1263  
<https://www.wakayamakanko.jp/en>



Info accurate as of Mar. 2026.  
Subject to change.

## Wide-area pass



Scan for JR West train tickets



Get unlimited passes for subways and private railways across Kansai (Osaka, Kyoto, Kobe, Himeji, Nara, Wakayama, and Shiga)